

Specification Sheet

VT650 SWEEPER

Series VT650

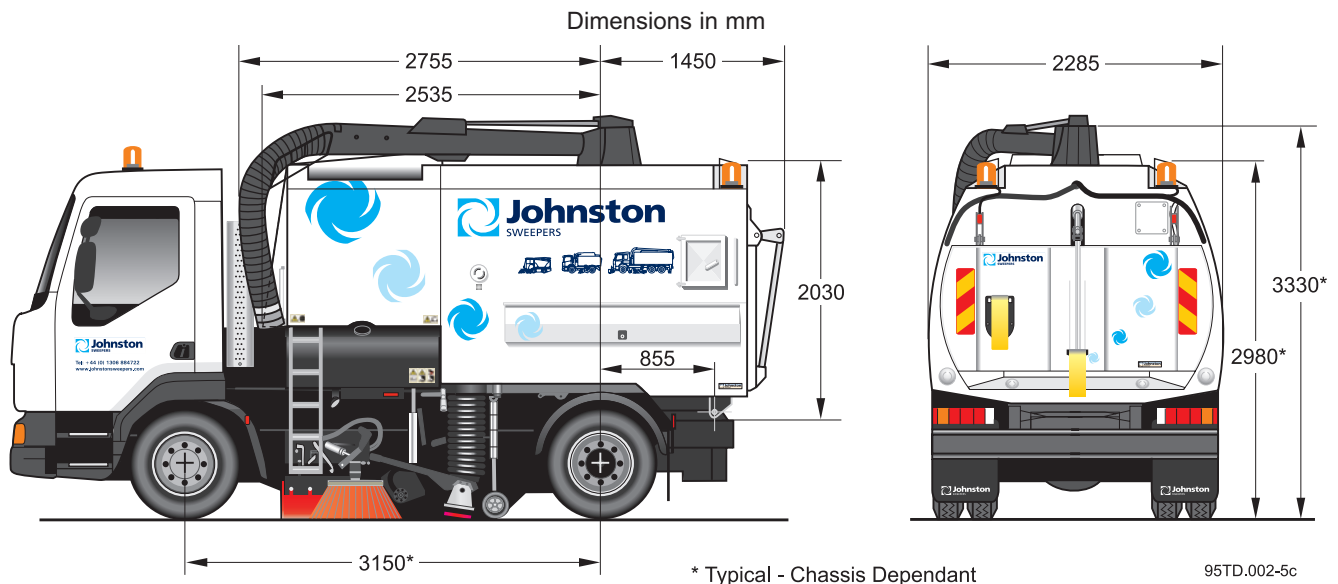
Sheet 1 of 1

Revision Number: 17-08

Subject Technical Information and Data

Date: 22.02.08.

Reference: ED C/24077



Data and Performance Information

Capacities	
Hopper voided volume	6.5m ³ nominal
Payload voided volume	5.7m ³ nominal
Payload capacity	6 Tonnes (chassis dependent)
Fuel tank	190 litres
Water tank	1300 litres
Hydraulic system	75 litres

Engine Data	
Model	Iveco N45 MNS
Cubic capacity	4.5 litres
No. of cylinders	4
Gross rated power	66kW @ 2200 rpm
Maximum torque	375Nm @ 1250 rpm
Legislation compliance	NRMM Stage 3a EC directive 97/68EC
Operational rpm	Variable between 1200-2000rpm
Sump capacity	10 litres
Ambient temperature	50°C worldwide approval
Cold start capability	-15°C

Sweeping Equipment	
Channel brush (CB)	Ø 500mm (Ø 650-710 Options)
Wide sweep brush (WSB)	Ø 406mm
CB life expectancy	80 accumulated working hours (nom)
WSB life expectancy	150 accumulated working hours (nom)
Nozzle trunking diameter	Ø 250mm
Nozzle width	750mm

General Data	
Chassis requirement	13-15 Tonnes
Wheelbase	3150mm nominal
Dump height	1000mm (nom) chassis dependent
Dump angle	54° nominal
Door opening angle	125° nominal
Filter mesh area	1.05m ²
Dust spray pump output	Up to 35l/min
Dust spray water pressure	3.5 bar
Hydraulic suction filtration	125 micron
Hydraulic return filtration	25 micron
Hydraulic pump displacement	16.8 cc/rev. max output 32 litres
Sweeping speeds	2-15 kph (chassis dependent)

Johnston Sweepers Limited, Curtis Road, Dorking, Surrey RH4 1XF, UK
 Tel: +44 (0) 1306 884722 Fax: +44 (0) 1306 884151
 www.johnstonsweepers.com E-mail: enquiries@johnstonsweepers.com



Technical Specification

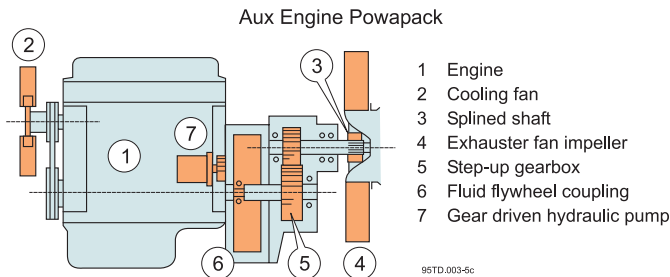


Illustration of water re-circulation system

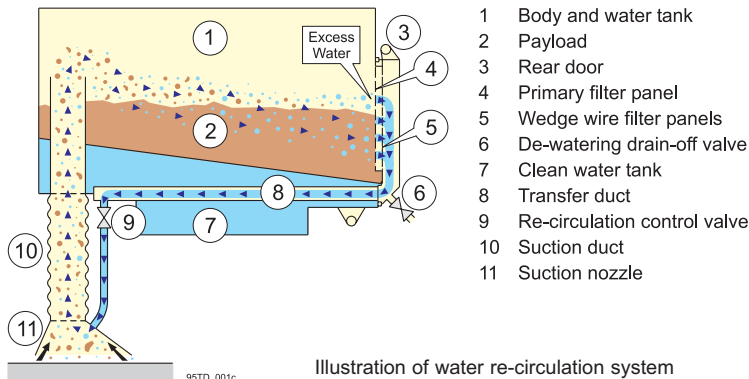
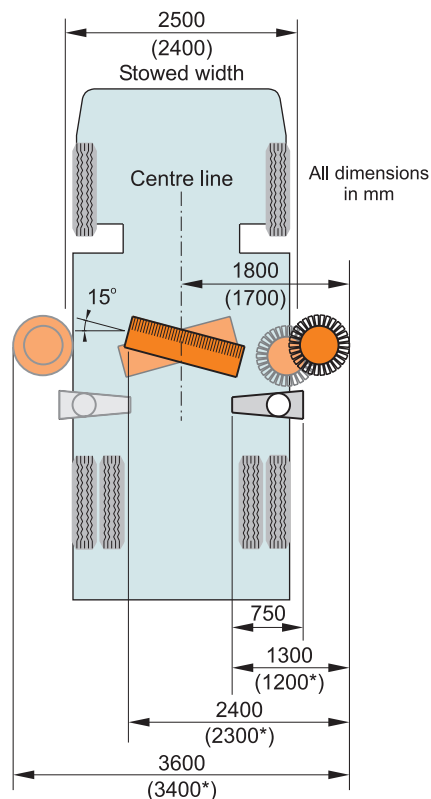


Illustration of water re-circulation system



* If Ø500 brushes specified, use dimensions in (brackets).

Base specification

Performance data

Exhauster fan:

Heavy duty, dynamically balanced impeller with multivane corrosion resistant blades. Operational speed variable between 2400 rpm - 3500rpm to suit operation. Driven from the auxiliary engine via step-up gearbox and fluid flywheel coupling.

Step-up gearbox ratio: 1.79:1

Channel brush:

Quick release brush system with variable speed up to 200rpm (cab controlled).

Nozzle:

Low noise suction system with 250mm diameter inlet, tool free adjustment.

Wide sweep brush:

Quick release brush system with a nominal 160rpm rotation speed.

Dust suppression system:

Dust suppression sprays located at suction nozzle(s), channel brush(es) and across front of vehicle.

Pressadrain water purging system.

Electrical system:

24 volt.

All external loom connections are full automo-

tive IP67 rated.

Controls:

Cab mounted master control panel housing sweep controls condition status indicator lamps, including:

- Raised hopper warning
- Auxiliary engine hour counter
- Equipment fuel gauge
- Low level lost water
- Engine tachograph meter
- Low level hydraulic oil indicator

In cab noise:

<75 dB(A) generally (dependent on chassis selection).

Exterior noise / Sound power level:

L_{WA} TBA dB(A) for standard engine measured in accordance with EC directive 2000/14/EC.
 L_{WA} 112 dB(A) for high power engine measured in accordance with EC directive 2000/14/EC.

Body

Comprises of hopper, integral water tank and engine cowl. Fabricated from heavy duty stainless steel plate.

Cowling is lined with frequency matched soundproofing material.

Water tank incorporates anti-surge baffles and filled via a type 'A' water hydrant fill. A twin

diaphragm pump runs continuously and is able to run dry. Water tight twin lock rear door latching system with de-watering function. Two body side access doors. Plug in hopper floor as transfer port for use as Streetwasher. Rear discharge chute, twin rear caged beacons. Automatic multi position body propping mechanism.

Optional equipment

- Iveco N45 ENTX 4.5L 104kW Stage 3a auxiliary engine option. Gross power 104kW @ 2200 rpm.
- Camera monitoring system.
- Littasnatch.
- Microtrap dust suppression system.
- Powathrust/Powasave.
- Pneumatic mesh shakers.
- Powascrub - wide sweep brush ground pressure device.
- Rotatilt.
- Supawash - high pressure washing system 32 l/min @ 100 bar. Handlance, hose reel, front and nozzle spraybars.
- Variabrush - variable channel brush positioning system.
- Wanderhose with boom and trunking in excess of 4 metres long.

A comprehensive range of additional options is available. Please ask for details.

Johnston Sweepers Limited, Curtis Road, Dorking, Surrey RH4 1XF, UK
 Tel: +44 (0) 1306 884722 Fax: +44 (0) 1306 884151
 www.johnstonsweepers.com E-mail: enquiries@johnstonsweepers.com

